

ANEXA leg
Hot. 218/04-09-2014



Serviciul Datoriei și Fluxul de Numerar în contul Escrow

Termene de Plata	28/05/2013	10/06/2013	28/11/2013	10/12/2013	28/05/2014	10/06/2014	28/11/2014	10/12/2014	28/05/2015	10/06/2015	28/11/2015	10/12/2015	28/05/2016	10/06/2016	28/11/2016	10/12/2016	28/05/2017	10/06/2017	
Serviciul datoriei către BERD																			
Trageri, total	Euro	10,000,000		10,000,000		10,000,000		10,000,000		10,000,000		10,000,000		10,000,000		10,000,000		10,000,000	
Taxa angajare imprumut, total	Euro	0		0		0		0		0		0		0		0		0	
Sumă rambursată	Euro	536,317		531,051		416,667		416,667		416,667		416,667		416,667		416,667		416,667	
Dobândă aferentă plății	Euro	97,888.80		70,841.68		63,011.64		58,731.96		52,537.10		48,083.81		42,294.95		37,435.66		31,588.03	
Total valoare scadentă (BERD)	Euro	634,206		601,893		479,678		475,399		469,204		464,750		458,962		454,102		448,255	
Suma scadentă (memo)	Euro	5,544,132	0	5,013,081	0	4,596,414	0	4,179,747	0	3,763,081	0	3,346,414	0	2,929,747	0	2,513,081	0	2,096,414	
Serviciul datoriei către BEI																			
Tragere, total	Euro		25,000,000		25,000,000		25,000,000		25,000,000		25,000,000		25,000,000		25,000,000		25,000,000		25,000,000
Sumă rambursată	Euro		657,895		657,895		657,895		657,895		657,895		657,895		657,895		657,895		657,895
Dobândă aferentă	Euro		480,008		466,674		443,810		431,217		413,568		402,252		386,772		372,680		357,200
Total valoare scadentă (BEI)	Euro		1,137,902		1,124,569		1,101,705		1,089,112		1,071,463		1,060,147		1,044,667		1,030,574		1,015,094
Valoare totală a Serviciului datoriei (euro)	Euro	634,206	1,137,902	601,893	1,124,569	479,678	1,101,705	475,399	1,089,112	469,204	1,071,463	464,750	1,060,147	458,962	1,044,667	454,102	1,030,574	448,255	1,015,094
Valoare totală a Serviciului datoriei (ron)	RON	2,769,132	5,120,105	2,673,187	4,994,547	2,130,395	4,893,002	2,111,388	4,837,074	2,083,875	4,758,687	2,064,096	4,708,430	2,038,386	4,639,678	2,016,805	4,577,091	1,990,834	4,508,338
Recuperarea sumelor de către PMB																			
Sumă rambursată	RON		0		0		0		0		0		0		0		0		0
Plată totală/cumulativă	RON		0		0		0		0		0		0		0		0		0
Plăți totale	RON	2,769,132	5,120,105	2,673,187	4,994,547	2,130,395	4,893,002	2,111,388	4,837,074	2,083,875	4,758,687	2,064,096	4,708,430	2,038,386	4,639,678	2,016,805	4,577,091	1,990,834	4,508,338
Comisioane bancare	RON	6,923	12,800	6,683	12,486	5,326	12,233	5,278	12,093	5,210	11,897	5,160	11,771	5,096	11,599	5,042	11,443	4,977	11,271
Încasări pe serviciile de apă uzată pe m³																			
Cumulat anul trecut	m ³	180,498,649		182,656,085		162,735,598		164,857,941		162,609,379		164,777,504		151,015,641		153,029,183		151,015,641	
Anul trecut	m ³	52,431,635		2,157,435		52,386,629		2,122,343		52,179,543		2,168,125		48,459,241		2,013,542		48,459,241	
Cumulat anul curent	m ³	30,514,975	0	110,348,969	0	30,209,209	0	110,429,836	0	28,055,350	0	102,556,400	0	28,055,350	0	102,556,400	0	28,055,350	0
Anul curent	m ³	30,514,975	0	79,833,993	0	30,209,209	0	80,230,627	0	28,055,350	0	74,501,050	0	28,055,350	0	74,501,050	0	28,055,350	0
Încasări m ³	m ³	82,946,610	0	81,991,429	0	82,595,838	0	82,342,970	0	80,234,893	0	76,669,175	0	76,514,592	0	76,514,592	0	76,514,592	0
Rata 1	m ³	52,431,635		2,157,435		52,386,629		2,122,343		52,179,543		2,168,125		48,459,241		2,013,542		48,459,241	
Rata 2	m ³	30,514,975		81,991,429		30,209,209		82,342,970		28,055,350		76,669,175		28,055,350		76,514,592		28,055,350	
Orif	RON	0.0500	de la Ian 2013			0.0500	de la Ian 2014			0.0500	from Jan 2015			0.0500	from Jan 2016			0.0700	from Jan 2017
(per m ³)																			
Încasări	RON	4,147,330	0	4,099,571	0	4,129,792	0	4,117,149	0	4,011,745	0	3,833,459	0	3,825,730	0	3,825,730	0	4,386,837	0
Plăți	RON	2,776,055	5,132,905	2,679,870	5,007,033	2,135,721	4,905,234	2,116,666	4,849,166	2,089,084	4,770,584	2,069,257	4,720,201	2,043,482	4,651,277	2,021,847	4,588,533	1,995,811	4,519,609
Sold	RON	31,944,432	26,811,526	29,026,198	24,019,165	27,405,999	22,500,765	25,223,715	20,374,549	22,982,633	18,212,050	20,598,628	15,878,427	18,217,661	13,566,384	15,859,007	11,270,474	14,082,628	9,563,019
Dobândă din Contul Escrow	RON	0	794,970	0	700,291	0	722,468	0	685,424	0	622,376	0	556,987	0	488,740	0	421,128	0	360,824
Sold revizuit	RON	31,944,432	27,606,496	29,026,198	24,719,456	27,405,999	23,223,233	25,223,715	21,059,973	22,982,633	18,834,426	20,598,628	16,435,414	18,217,661	14,055,125	15,859,007	11,691,602	14,082,628	9,923,843
Sold necesar	RON	7,812,775	7,686,903	7,142,755	7,040,956	7,021,901	6,965,833	6,938,251	6,859,668	6,789,458	6,763,684	6,694,759	6,673,124	6,610,380	6,584,344	6,515,420	6,494,046	6,443,528	
Sold revizuit/Sold necesar	RON	4.09	3.59	4.06	3.51	3.90	3.33	3.64	3.07	3.36	2.77	3.05	2.45	2.73	2.13	2.41	1.79	2.17	1.54
Sold necesar - Sold revizuit	RON	24,131,657	19,919,593	21,883,444	17,678,500	20,384,098	16,257,400	18,285,464	14,200,305	16,142,793	12,044,966	13,834,945	9,740,655	11,544,538	7,444,745	9,274,664	5,176,182	7,588,582	3,480,315
Sold conform extrasului bancar	RON	Soldul actual Dec 2012			24,711,637.37	Soldul actual Dec 2013				Soldul actual Dec 2014			Soldul actual Dec 2015					Soldul actual Dec 2016	
Taxă de colectare (neindexată)	RON				118,000				118,000			118,000						118,000	
Taxă de colectare (indexată)	RON				118,000				118,000			118,000						118,000	

Mulțumesc din 17.09.2014



[Handwritten signature]



Serviciul Datoriei și Fluxul de N

Termene de Plată	28/11/2017	10/12/2017	28/05/2018	10/06/2018	28/11/2018	10/12/2018	28/05/2019	10/06/2019	28/11/2019	10/12/2019	28/05/2020	09/06/2020	27/11/2020	10/12/2020	28/05/2021	10/06/2021	28/11/2021	10/12/2021	28/05/2022	
Serviciul datoriei către BERD																				
Trageri, total	Euro	10,000,000		10,000,000		10,000,000		10,000,000		10,000,000		10,000,000		10,000,000		10,000,000		10,000,000		10,000,000
Taxa angajare împrumut, total	Euro	0		0		0		0		0		0		0		0		0		0
Sumă rambursată	Euro	416,667		416,667		416,667		416,667		416,667		416,667		416,667		416,667		416,667		416,667
Dobândă aferentă plății	Euro	26,788		21,113		16,339		10,639		5,491		164		-5,157		0		0		0
Total valoare scadență (BERD)	Euro	443,454		437,780		432,806		427,306		422,158		416,831		411,510		0		0		0
Suma scadență (memo)	Euro	1,679,747		1,263,081		846,414		429,747		13,081		-403,586		-820,253						
Serviciul datoriei către BEI																				
Tragere, total	Euro		25,000,000		25,000,000		25,000,000		25,000,000		25,000,000		25,000,000		25,000,000		25,000,000		25,000,000	
Sumă rambursată	Euro		657,895		657,895		657,895		657,895		657,895		657,895		657,895		657,895		657,895	
Dobândă aferentă	Euro		345,853		328,566		317,031		299,843		288,208		270,061		261,974		244,192		233,343	
Total valoare scadență (BEI)	Euro		1,003,748		986,560		974,926		957,738		946,103		927,956		919,869		902,087		891,238	
Valoare totală a Serviciului datoriei (euro)	Euro	443,454	1,003,748	437,780	986,560	432,806	974,926	427,306	957,738	422,158	946,103	416,831	927,956	411,510	919,869	0	902,087	0	891,238	0
Valoare totală a Serviciului datoriei (ron)	RON	1,969,513	4,457,946	1,944,313	4,381,611	1,922,221	4,329,937	1,897,792	4,253,602	1,874,930	4,201,928	1,851,272	4,121,332	1,827,638	4,085,412	0	4,006,438	0	3,958,256	0
Recuperarea sumelor de către PMB																				
Sumă rambursată	RON		0		0		0		0		0		0		0		0		0	
Plată totală/cumulativă	RON		0		0		0		0		0		0		0		0		0	
Plăți totale	RON	1,969,513	4,457,946	1,944,313	4,381,611	1,922,221	4,329,937	1,897,792	4,253,602	1,874,930	4,201,928	1,851,272	4,121,332	1,827,638	4,085,412	0	4,006,438	0	3,958,256	0
Comisoane bancare	RON	4,924	11,145	4,861	10,954	4,806	10,825	4,744	10,634	4,687	10,505	4,628	10,303	4,569	10,214	0	10,016	0	9,896	0
Încăștri pe serviciile de apă uzată pe m3																				
Cumulat anul trecut	m ³	153,029,183		151,015,641		153,029,183		151,015,641		153,029,183		151,015,641		153,029,183		151,015,641		153,029,183		151,015,641
Anul trecut	m ³	2,013,542		48,459,241		2,013,542		48,459,241		2,013,542		48,459,241		2,013,542		48,459,241		2,013,542		48,459,241
Cumulat anul curent	m ³	102,556,400	0	28,055,350	0	102,556,400	0	28,055,350	0	102,556,400	0	28,055,350	0	102,556,400	0	28,055,350	0	102,556,400	0	28,055,350
Anul curent	m ³	74,501,050	0	28,055,350	0	74,501,050	0	28,055,350	0	74,501,050	0	28,055,350	0	74,501,050	0	28,055,350	0	74,501,050	0	28,055,350
Încăștri m ³	m ³	76,514,592	0	76,514,592	0	76,514,592	0	76,514,592	0	76,514,592	0	76,514,592	0	76,514,592	0	76,514,592	0	76,514,592	0	76,514,592
Rata 1	m ³	2,013,542		48,459,241		2,013,542		48,459,241		2,013,542		48,459,241		2,013,542		48,459,241		2,013,542		48,459,241
Rata 2	m ³	76,514,592		28,055,350		76,514,592		28,055,350		76,514,592		28,055,350		76,514,592		28,055,350		76,514,592		28,055,350
Trif	RON			0.0700	from Jan 2018			0.0700	from Jan 2019			0.0700	from Jan 2020			0.0600	from Jan 2021			0.0400
Încăștri	RON	5,356,021	0	5,356,021	0	5,356,021	0	5,356,021	0	5,356,021	0	5,356,021	0	5,356,021	0	5,073,468	0	4,590,875	0	4,029,768
Plăți	RON	1,974,437	4,469,091	1,949,174	4,392,565	1,927,027	4,340,762	1,902,537	4,264,236	1,879,617	4,212,433	1,855,900	4,131,635	1,832,207	4,095,626	0	4,016,454	0	3,968,151	0
Sold	RON	13,305,427	8,836,337	12,565,733	8,173,168	11,903,479	7,562,717	11,298,298	7,034,062	10,774,923	6,562,490	10,311,801	6,180,166	9,939,597	5,843,971	11,144,090	7,127,636	11,952,030	7,983,879	12,278,643
Dobândă din Contul Escrow	RON	0	322,548	0	301,317	0	282,096	0	264,457	0	249,190	0	235,616	0	224,651	0	233,518	0	264,996	0
Sold revizuit	RON	13,305,427	9,158,885	12,565,733	8,474,485	11,903,479	7,844,814	11,298,298	7,298,519	10,774,923	6,811,680	10,311,801	6,415,783	9,939,597	6,068,622	11,144,090	7,361,154	11,952,030	8,248,875	12,278,643
Sold necesar	RON	6,418,265	6,341,739	6,319,592	6,267,789	6,243,299	6,166,773	6,143,853	6,092,050	6,068,333	5,987,535	5,963,842	5,927,833	4,095,626	4,016,454	3,968,151	3,968,151	3,968,151	3,895,126	3,895,126
Sold revizuit/Sold necesar	RON	2,07	1,44	1,99	1,35	1,91	1,27	1,84	1,20	1,78	1,14	1,73	1,08	2,43	1,51	2,77	1,86	3,01	2,12	3,15
Sold necesar - Sold revizuit	RON	6,887,163	2,817,146	6,246,141	2,206,696	5,660,180	1,678,041	5,154,445	1,206,469	4,706,590	824,145	4,347,959	487,949	5,843,971	2,052,168	7,127,636	3,393,003	7,983,879	4,353,749	8,383,517
Sold conform extrasului bancar	RON				Soldul actual Dec 2017				Soldul actual Dec 2018				Soldul actual Dec 2019			Soldul actual Dec 2020				Soldul actual Dec
Taxă de colectare (neindexată)	RON		118,000										118,000							118,000
Taxă de colectare (indexată)	RON		118,000										118,000							118,000

Mădălina An 17.05.2016

ASU

PRIMĂRIA MUNICIPIULUI BUZĂU
 ASISTENȚA TEHNICĂ ȘI JURIDICĂ
 Direcția
 Încalzire, Aer condiționat și Ventilație

CONFORM CU ORIGINALUL

Serviciul Datoriei și Fluxul de Ni

Termene de Plata		10/06/2022	28/11/2022	10/12/2022	28/05/2023	10/06/2023	28/11/2023	10/12/2023	28/05/2024	10/06/2024	28/11/2024	10/12/2024	28/05/2025	10/06/2025	28/11/2025	10/12/2025	28/05/2026	10/06/2026	28/11/2026	10/12/2026	28/05/2027
Serviciul datoriei către BERD																					
Trageri, total	Euro		10,000,000		10,000,000		10,000,000		10,000,000		10,000,000		10,000,000		10,000,000		10,000,000		10,000,000		10,000,000
Taxa angajare imprumut, total	Euro		0		0		0		0		0		0		0		0		0		0
Sumă rambursată	Euro																				
Dobândă aferentă plății	Euro		0		0		0		0		0		0		0		0		0		0
Total valoare scadentă (BERD)	Euro		0		0		0		0		0		0		0		0		0		0
Suma scadentă (memo)	Euro																				
Serviciul datoriei către BEI																					
Trageri, total	Euro	25,000,000		25,000,000		25,000,000		25,000,000		25,000,000		25,000,000		25,000,000		25,000,000		25,000,000		25,000,000	
Sumă rambursată	Euro	657,895		657,895		657,895		657,895		657,895		657,895		657,895		657,895		657,895		657,895	
Dobândă aferentă	Euro	216,942		206,093		189,692		178,843		163,830		150,205		135,192		124,343		107,942		97,093	
Total valoare scadentă (BEI)	Euro	874,837		863,988		847,587		836,738		821,725		808,100		793,087		782,238		765,837		754,988	
Valoare totală a Serviciului datoriei (euro)	Euro	874,837	0	863,988	0	847,587	0	836,738	0	821,725	0	808,100	0	793,087	0	782,238	0	765,837	0	754,988	0
Valoare totală a Serviciului datoriei (ron)	RON	3,885,412	0	3,837,230	0	3,764,387	0	3,716,205	0	3,649,527	0	3,589,014	0	3,522,336	0	3,474,154	0	3,401,311	0	3,353,128	0
Recuperarea sumelor de către PMB																					
Sumă rambursată	RON	0	0	0	0	0	0	0	0	0	0	0	0	0	0	0	0	0	0	0	0
Plată totală/cumulativă	RON	0	0	0	0	0	0	0	0	0	0	0	0	0	0	0	0	0	0	0	0
Plăți totale	RON	3,885,412	0	3,837,230	0	3,764,387	0	3,716,205	0	3,649,527	0	3,589,014	0	3,522,336	0	3,474,154	0	3,401,311	0	3,353,128	0
Comisioane bancare	RON	9,714	0	9,593	0	9,411	0	9,291	0	9,124	0	8,973	0	8,806	0	8,685	0	8,503	0	8,383	0
Incasări pe serviciile de apă uzată pe m3																					
Cumulat anul trecut	m ³		153,029,183		151,015,641		153,029,183		151,015,641		153,029,183		151,015,641		153,029,183		151,015,641		153,029,183		151,015,641
Anul trecut	m ³		2,013,542		48,459,241		2,013,542		48,459,241		2,013,542		48,459,241		2,013,542		48,459,241		2,013,542		48,459,241
Cumulat anul curent	m ³	0	102,556,400	0	28,055,350	0	102,556,400	0	28,055,350	0	102,556,400	0	28,055,350	0	102,556,400	0	28,055,350	0	102,556,400	0	28,055,350
Anul curent	m ³	0	74,501,050	0	28,055,350	0	74,501,050	0	28,055,350	0	74,501,050	0	28,055,350	0	74,501,050	0	28,055,350	0	74,501,050	0	28,055,350
Incasări m ³	m ³	0	76,514,592	0	76,514,592	0	76,514,592	0	76,514,592	0	76,514,592	0	76,514,592	0	76,514,592	0	76,514,592	0	76,514,592	0	76,514,592
Rata 1	m ³		2,013,542		48,459,241		2,013,542		48,459,241		2,013,542		48,459,241		2,013,542		48,459,241		2,013,542		48,459,241
Rata 2	m ³		76,514,592		28,055,350		76,514,592		28,055,350		76,514,592		28,055,350		76,514,592		28,055,350		76,514,592		28,055,350
Tip	RON	from Jan 2022		0.0506	from Jan 2023		0.0480	from Jan 2024		0.0400	from Jan 2025		0.0400	from Jan 2026		0.0400	from Jan 2027		0.0400		0.0400
Incasări (per m3)	RON	0	3,060,584	0	3,341,137	0	3,825,730	0	3,545,176	0	3,060,584	0	3,060,584	0	3,060,584	0	3,060,584	0	3,060,584	0	3,060,584
Plati	RON	3,895,126	0	3,846,823	0	3,773,798	0	3,725,495	0	3,658,651	0	3,597,987	0	3,531,142	0	3,482,839	0	3,409,814	0	3,361,511	0
Sold	RON	8,383,517	11,727,529	7,880,706	11,505,371	7,731,574	11,829,642	8,104,146	11,923,056	8,264,406	11,606,155	8,008,168	11,348,799	7,817,657	11,150,844	7,668,005	10,995,576	7,585,762	10,908,926	7,547,415	10,868,141
Dobândă din Contul Esrow	RON	283,428	0	283,529	0	272,339	0	273,734	0	281,165	0	280,047	0	272,603	0	266,988	0	262,580	0	260,142	0
Sold revizuit	RON	8,666,945	11,727,529	8,164,234	11,505,371	8,003,912	11,829,642	8,377,880	11,923,056	8,545,571	11,606,155	8,288,216	11,348,799	8,090,260	11,150,844	7,934,993	10,995,576	7,848,343	10,908,926	7,807,557	10,868,141
Sold necesar	RON	3,846,823	3,846,823	3,773,798	3,773,798	3,725,495	3,725,495	3,658,651	3,597,987	3,531,142	3,482,839	3,409,814	3,409,814	3,361,511	3,315,607	3,267,103	3,218,599	3,170,095	3,121,591	3,073,087	3,024,583
Sold revizuit/Sold necesar	RON	2,25	3,05	2,16	3,05	2,15	3,18	2,29	3,26	2,38	3,23	2,35	3,21	2,32	3,20	2,33	3,22	2,33	3,25	2,35	3,28
Sold necesar - Sold revizuit	RON	4,820,122	7,880,706	4,390,436	7,731,574	4,278,417	8,104,146	4,719,230	8,264,406	4,947,585	8,008,168	4,757,074	7,817,657	4,607,421	7,668,005	4,525,179	7,585,762	4,486,831	7,547,415	4,491,950	7,552,534
Sold conform extrasului bancar	RON	2021			Soldul actual Dec 2022				Soldul actual Dec 2023				Soldul actual Dec 2024				Soldul actual Dec 2025				Soldul actual
Taxă de colectare (neindexată)	RON			118,000				118,000				118,000			118,000			118,000			118,000
Taxă de colectare (indexată)	RON			118,000				118,000				118,000			118,000			118,000			118,000

Municipalitatea pentru 17.09.2024

SOCIETATEA SA

Decision Report

[Handwritten signature]

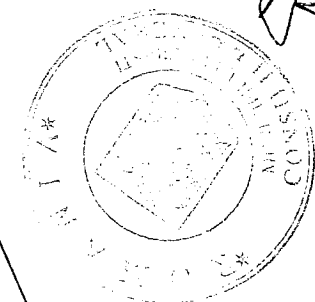
[Circular stamp]

[Handwritten signature]

[Circular stamp]

Serviciul Datoriei și Fluxul de Nu

Termene de Plata	10/06/2027	28/11/2027	10/12/2027	28/05/2028	10/06/2028	28/11/2028	10/12/2028	28/05/2029	10/06/2029	28/11/2029	10/12/2029	28/05/2030	10/06/2030	28/11/2030	10/12/2030
Serviciul datoriei către BERD															
Trageri, total	Euro	10,000,000		10,000,000		10,000,000		10,000,000		10,000,000		10,000,000		10,000,000	
Taxa angajare imprumut, total	Euro	0		0		0		0		0		0		0	
Sumă rambursată	Euro														
Dobândă aferentă plății	Euro	0		0		0		0		0		0		0	
Total valoare scadență (BERD)	Euro														
Suma scadență (memo)	Euro														
Serviciul datoriei către BEI															
Trageri, total	Euro	25,000,000		25,000,000		25,000,000		25,000,000		25,000,000		25,000,000		25,000,000	
Sumă rambursată	Euro	657,895		657,895		657,895		657,895		657,895		657,895		657,895	
Dobândă aferentă	Euro	86,783		76,655		62,362		49,458		43,518		35,110		21,150	
Total valoare scadență (BEI)	Euro	744,678		734,550		720,257		707,352		701,413		693,005		679,045	
Valoare totală a Serviciului datoriei (euro)															
	Euro	744,678	0	734,550	0	720,257	0	707,352	0	701,413	0	693,005	0	679,045	0
Valoare totală a Serviciului datoriei (ron)															
	RON	3,307,339	0	3,262,356	0	3,198,877	0	3,141,564	0	3,115,186	0	3,077,843	0	3,015,841	0
Recuperarea sumelor de către PMB															
Sumă rambursată	RON	0		0		0		0		0		0		0	
Plată totală/cumulativă	RON	0		0		0		0		0		0		0	
Plăți totale															
	RON	3,307,339	0	3,262,356	0	3,198,877	0	3,141,564	0	3,115,186	0	3,077,843	0	3,015,841	0
Comisioane bancare															
	RON	8,248	0	8,156	0	7,997	0	7,854	0	7,788	0	7,695	0	7,540	0
Incasări pe serviciile de apă uzată pe m3															
Cumulat anul trecut	m ³		153,029,183		151,015,641		153,029,183		151,015,641		153,029,183		151,015,641		153,029,183
Anul trecut	m ³		2,013,542		48,459,241		2,013,542		48,459,241		2,013,542		48,459,241		2,013,542
Cumulat anul curent	m ³		102,356,400	0	28,055,350	0	102,556,400	0	28,055,350	0	102,556,400	0	28,055,350	0	102,556,400
Anul curent	m ³		74,501,050	0	28,055,350	0	74,501,050	0	28,055,350	0	74,501,050	0	28,055,350	0	74,501,050
Incasări m ³	m ³		76,514,592	0	76,514,592	0	76,514,592	0	76,514,592	0	76,514,592	0	76,514,592	0	76,514,592
Rata 1	m ³		2,013,542		48,459,241		2,013,542		48,459,241		2,013,542		48,459,241		2,013,542
Rata 2	m ³		76,514,592		28,055,350		76,514,592		28,055,350		76,514,592		28,055,350		76,514,592
Yif	RON	from Jan 2027		0.0300	from Jan 2028		0.0300	from Jan 2029		0.0000	from Jan 2030				
(per m3)	RON	0	3,060,584	0	2,780,030	0	2,295,438	0	2,295,438	0	2,295,438	0	1,453,777	0	0
Incasări	RON	0	3,060,584	0	2,780,030	0	2,295,438	0	2,295,438	0	2,295,438	0	1,453,777	0	0
Plati	RON	3,315,607	0	3,270,512	0	3,206,875	0	3,149,418	0	3,122,973	0	3,085,538	0	3,023,380	0
Sold	RON	7,552,534	10,872,118	7,601,606	10,640,771	7,433,897	9,986,505	6,837,087	9,378,951	6,255,978	8,780,405	5,694,867	7,360,571	4,337,191	4,522,469
Dobândă din Contul Escrow	RON	259,000	0	259,135	0	257,170	0	246,427	0	228,990	0	211,927	0	185,278	0
Sold revizuit	RON	7,811,534	10,872,118	7,860,741	10,640,771	7,691,067	9,986,505	7,083,514	9,378,951	6,484,968	8,780,405	5,906,794	7,360,571	4,522,469	4,522,469
Sold necesar	RON	3,270,512	3,270,512	3,206,875	3,206,875	3,149,418	3,149,418	3,122,973	3,122,973	3,085,538	3,085,538	3,023,380	3,023,380	2,985,945	2,985,945
Sold revizuit/Sold necesar	RON	2.39	3.32	2.45	3.32	2.44	3.17	2.27	3.00	2.10	2.85	1.95	2.43	1.51	1.51
Sold necesar - Sold revizuit	RON	4,541,023	7,601,606	4,653,867	7,433,897	4,541,649	6,837,087	3,960,540	6,255,978	3,399,429	5,694,867	2,883,414	4,337,191	1,536,525	1,536,525
Sold conform extrasului bancar															
	RON	Dec 2026			Soldul actual Dec 2027			Soldul actual Dec 2028			Soldul actual Dec 2029				
Taxă de colectare (neindexată)	RON			118,000			118,000			118,000				118,000	
Taxă de colectare (indexată)	RON			118,000			118,000			118,000				118,000	



DATE FINANCIARE

A Trageri - BEI

Valoare Max Tragere - 25 milioane
Valoare minima Tragere - 3 milioane
Nr. Max Trageri - 8

	Suma	Data
1	3,574,016.00	29-May-08
2	3,600,000.00	23-Apr-09
3	3,000,000.00	21-Aug-09
4	4,000,000.00	20-Oct-09
5	5,000,000.00	11-Mar-10
6	3,000,000.00	11-Jun-10
7	2,825,984.00	6-Dec-10
8		

Total 25,000,000
Sold 0


B Trageri - BERD

Valoare Max Tragere - 10 milioane
Valoare Min Tragere - 0.5 milioane

	Suma	Data
1	3,790,756.50	21-Jun-07
2	424,167.00	15-Mar-08
3	265,717.78	22-Aug-08
4	214,565.57	17-Oct-08
5	11,358.99	27-Mar-09
6	105,006.25	31-Jul-09
7	10,858.67	16-Sep-09
8	25,680.90	5-Oct-09
9	25,795.95	4-Nov-09
10	18,706.10	18-Jan-10
11	160,541.29	22-Jan-10
12	1,209,501.68	15-Mar-10
13	476,825.77	6-May-10
14	237,764.15	1-Jun-10
15	662,693.94	9-Jul-10
16	360,988.78	19-Aug-10
17	218,996.76	16-Sep-10
18	565,021.62	16-Nov-10
19	225,587.72	22-Nov-10
20	198,957.08	10-Dec-10
21	129,259.26	31-Jan-11
22	137,832.38	18-Mar-11
23	410,782.41	18-Mar-11
24	112,633.45	20-Apr-11
25		
26		
27		
28		
29		
30		

Total 10,000,000.00
Sold

CONFORM CU ORIGINALUL



B Procentul de recuperare

Arata proportia cumulata din suma facturata in luna care a fost platita efectiv la sfarsitul fiecarei luni urmatoare.

Luna	Procentul de recuperare	Comentarii
1	0%	Cost suportat de client
2	0%	Cost facturat neachitat inca de client
3	45%	Procent de clienti care au platit integral
4	81%	Procent cumulativ de clienti care au platit integral
5	83%	Procent cumulativ de clienti care au platit integral
6	85%	Procent cumulativ de clienti care au platit integral
7	90%	Procent cumulativ de clienti care au platit integral
8	95%	Procent cumulativ de clienti care au platit integral
9	100%	Procent cumulativ de clienti care au platit integral

Datorii neachitate de 5% din clienti

C Taxa colectata, inflatie, rata de schimb-conform act aditional la contractul de concesiune

118,000 RON+ []%, if >/= 12,336,000

D CPI index (publicat pe site-ul oficial al Institutului de statistica)

An	Indicele de inflatie CPI	An	Indicele de inflatie CPI
2008	7.9%	2020	3.0%
2009	5.6%	2021	3.0%
2010	6.1%	2022	3.0%
2011	5.8%	2023	3.0%
2012	3.4%	2024	3.0%

Inflatia cumulata (calculata)

An	Cumulat	An	Cumulat
2008	1.00	2020	1.54
2009	1.00	2021	1.59
2010	1.06	2022	1.63
2011	1.12	2023	1.68
2012	1.19	2024	1.73

Rata dobânzii BEI

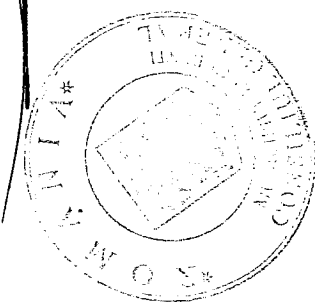
Dobanda necapitalizata
Rata fixa a

Trageria	Rata dobânzii	Actual
1	4.685%	Actual
2	4.284%	Actual
3	4.381%	Actual
4	4.142%	Actual
5	3.923%	Actual
6	3.400%	Actual
7	3.412%	Actual
8		Actual

Rata dobânzii BERD

Dobanda calculata pe valoarea totala scadenta cu o zi inainte de plata
Dobanda semi-annuala calculata $180/360 \times$ dobanda anuala
Perioada de gratie nescutita de dobanda

Date	Rata dobânzii	Actual
5/28/2007	0.000%	Actual
11/28/2007	4.253%	Actual
5/28/2008	4.525%	Actual
11/28/2008	4.915%	Actual
5/28/2009	2.660%	Actual
11/28/2009	0.830%	Actual
5/28/2010	0.763%	Actual
11/28/2010	0.876%	Actual
5/28/2011	1.180%	Actual
11/28/2011	1.712%	Estimat
5/28/2012	1.7%	Estimat
11/28/2012	1.0%	Estimat
5/28/2013	1.7%	Estimat
11/28/2013	1.0%	Estimat
5/28/2014	1.0%	Estimat
11/28/2014	1.0%	Estimat
5/28/2015	1.0%	Estimat
11/28/2015	1.0%	Estimat
5/28/2016	1.0%	Estimat
11/28/2016	1.0%	Estimat
5/28/2017	1.0%	Estimat
11/28/2017	1.0%	Estimat
5/28/2018	1.0%	Estimat
11/28/2018	1.0%	Estimat
5/28/2019	1.0%	Estimat
11/28/2019	1.0%	Estimat
5/27/2020	1.0%	Estimat
11/27/2020	1.0%	Estimat



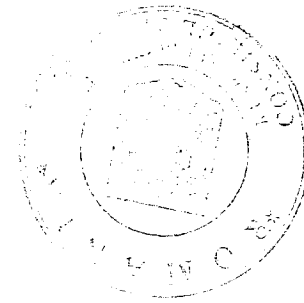
Handwritten signature



2013	3.2%	2025	3.0%
2014	3.5%	2026	3.0%
2015	3.5%	2027	3.0%
2016	3.5%	2028	3.0%
2017	3.5%	2029	3.0%
2018	3.0%	2030	3.0%
2019	3.0%		

2013	1.23	2025	1.78
2014	1.26	2026	1.84
2015	1.31	2027	1.89
2016	1.35	2028	1.95
2017	1.40	2029	2.01
2018	1.45	2030	2.07
2019	1.49		


[Handwritten signature]



Multiplu de Nr. 17.09.2018

E Rata de schimb lei in euro (pentru converŃirea platilor dobanzilor si a taxelor de angajare imprumut)


5/28/2007	0.3058	5/28/2013	0.2290	5/28/2019	0.2252	6/10/2029	0.2252
6/10/2007	0.3044	6/10/2013	0.2222	6/10/2019	0.2252	12/10/2029	0.2252
11/28/2007	0.2808	11/28/2013	0.2252	11/28/2019	0.2252	6/10/2030	0.2252
12/10/2007	0.2845	12/10/2013	0.2252	12/10/2019	0.2252	12/10/2030	0.2252
5/28/2008	0.2724	5/28/2014	0.2252	5/27/2020	0.2252		
6/10/2008	0.2728	6/10/2014	0.2252	6/9/2020	0.2252		
11/28/2008	0.2646	11/28/2014	0.2252	11/27/2020	0.2252		
12/10/2008	0.2572	12/10/2014	0.2252	12/10/2020	0.2252		
5/28/2009	0.2386	5/28/2015	0.2252	6/10/2021	0.2252		
6/10/2009	0.2381	6/10/2015	0.2252	12/10/2021	0.2252		
11/28/2009	0.2336	11/28/2015	0.2252	6/10/2022	0.2252		
12/10/2009	0.2361	12/10/2015	0.2252	12/10/2022	0.2252		
5/28/2010	0.2403	5/28/2016	0.2252	6/10/2023	0.2252		
6/10/2010	0.2369	6/10/2016	0.2252	12/10/2023	0.2252		
11/28/2010	0.2318	11/28/2016	0.2252	6/10/2024	0.2252		
12/10/2010	0.2326	12/10/2016	0.2252	12/10/2024	0.2252		
5/28/2011	0.2420	5/28/2017	0.2252	6/10/2025	0.2252		
6/10/2011	0.2406	6/10/2017	0.2252	12/10/2025	0.2252		
11/28/2011	0.2293	11/28/2017	0.2252	6/10/2026	0.2252		
12/10/2011	0.2304	12/10/2017	0.2252	12/10/2026	0.2252		
5/28/2012	0.2240	5/28/2018	0.2252	6/10/2027	0.2252		
6/10/2012	0.2242	6/10/2018	0.2252	12/10/2027	0.2252		
11/28/2012	0.2218	11/28/2018	0.2252	6/10/2028	0.2252		
12/10/2012	0.2205	12/10/2018	0.2252	12/10/2028	0.2252		



**F (Escrow Account) dobanda acordata de banca
ROBID - bank defined reduction (fixed to end 2010)
(to be updated)**

	2009	2010	2011	2012	2013	2014	2015	2016	2017	2018	2019	2020	2021	2022	2023	2024	2025	2026	2027	2028	2029	2030	
Jan	14%	8%	6%	6%	6%	6%	6%	6%	6%	6%	6%	6%	6%	6%	6%	6%	6%	6%	6%	6%	6%	6%	
Feb	14%	8%	6%	6%	6%	6%	6%	6%	6%	6%	6%	6%	6%	6%	6%	6%	6%	6%	6%	6%	6%	6%	
Mar	14%	7%	6%	6%	6%	6%	6%	6%	6%	6%	6%	6%	6%	6%	6%	6%	6%	6%	6%	6%	6%	6%	
Apr	13%	5%	6%	6%	6%	6%	6%	6%	6%	6%	6%	6%	6%	6%	6%	6%	6%	6%	6%	6%	6%	6%	
May	10%	5%	6%	6%	6%	6%	6%	6%	6%	6%	6%	6%	6%	6%	6%	6%	6%	6%	6%	6%	6%	6%	
June	10%	7%	6%	6%	6%	6%	6%	6%	6%	6%	6%	6%	6%	6%	6%	6%	6%	6%	6%	6%	6%	6%	
July	6%	7%	6%	6%	6%	6%	6%	6%	6%	6%	6%	6%	6%	6%	6%	6%	6%	6%	6%	6%	6%	6%	
Aug	9%	7%	6%	6%	6%	6%	6%	6%	6%	6%	6%	6%	6%	6%	6%	6%	6%	6%	6%	6%	6%	6%	
Sept	9%	7%	6%	6%	6%	6%	6%	6%	6%	6%	6%	6%	6%	6%	6%	6%	6%	6%	6%	6%	6%	6%	
Oct	8%	7%	6%	6%	6%	6%	6%	6%	6%	6%	6%	6%	6%	6%	6%	6%	6%	6%	6%	6%	6%	6%	
Nov	8%	7%	6%	6%	6%	6%	6%	6%	6%	6%	6%	6%	6%	6%	6%	6%	6%	6%	6%	6%	6%	6%	
Dec	8%	6%	6%	6%	6%	6%	6%	6%	6%	6%	6%	6%	6%	6%	6%	6%	6%	6%	6%	6%	6%	6%	
Reducere	0.25	0.25	0.25	0.25	1	0.25	0.25	0.25	0.25	0.25	0.25	0.25	0.25	0.25	0.25	0.25	0.25	0.25	0.25	0.25	0.25	0.25	
media jan-may	12.69%	6.14%	5.80%	5.80%	5.05%	5.80%	5.80%	5.80%	5.80%	5.80%	5.80%	5.80%	5.80%	5.80%	5.80%	5.80%	5.80%	5.80%	5.80%	5.80%	5.80%	5.80%	5.80%
iuie	9.58%	6.55%	5.80%	5.80%	5.05%	5.80%	5.80%	5.80%	5.80%	5.80%	5.80%	5.80%	5.80%	5.80%	5.80%	5.80%	5.80%	5.80%	5.80%	5.80%	5.80%	5.80%	5.80%
media iulie-noiemb	7.77%	6.43%	5.80%	5.80%	5.05%	5.80%	5.80%	5.80%	5.80%	5.80%	5.80%	5.80%	5.80%	5.80%	5.80%	5.80%	5.80%	5.80%	5.80%	5.80%	5.80%	5.80%	5.80%
dec	7.75%	6.05%	5.80%	5.80%	5.05%	5.80%	5.80%	5.80%	5.80%	5.80%	5.80%	5.80%	5.80%	5.80%	5.80%	5.80%	5.80%	5.80%	5.80%	5.80%	5.80%	5.80%	5.80%

**G Comisioane bancare
0.25% din platile efectuate**



Date intrare:

	2001	2002	2003	2004	2005	2006	2007	2008	2009	2010	2011	2012	2013	2014
Populatia Municipiului Bucuresti	1,996,814	1,934,449	1,929,615	1,927,559	1,924,959	1,922,072	1,919,477	1,916,885	1,914,298	1,911,000	2,104,920	2,120,141	2,107,828	2,109,699
Populatia conectata la reseaua de canalizare	83.7%	86.0%	86.2%	86.1%	86.3%	86.4%	86.7%	87.0%	98.0%	98.0%	81.5%	82.1%	81.8%	81.8%
Consumul mediu anual de apa pe cap de locuitor (l/hd)	254	228	185	163	145	185	185	185	194	190	163	158	153	163
Procentul de apa care se intoarce in canalizare	100%	100%	100%	100%	100%	100%	100%	100%	100%	100%	95%	99%	97%	100%
Volumul de apa industriala facturat (milioane m3)	143.4	128	108.3	96.8	85.7	80	75	70	65	60	17	15.8	14.73	60
Volumul de apa uzata din comunitatile invecinate (milioane m3 pe an)	0	0	0	0	0	0	0	0	0	0	3.99	4.1	2.524	0
Volumul lunar de apa uzata						15,883,384	15,486,234	15,089,015	16,335,055	15,674,846	14,417,000	9,510,657	8,880,005	13,442,737
								181,068,178	196,020,659	188,098,152	173,004,000	114,127,887	106,560,065	
								15,089,015				14,541,666.67	14,461,222.92	

Municipiul Bucuresti
 17.09.2014

Valori lunare

	2009	2010	2011	2012	2013	2014	2015	2016	2017	2018	2019	2020	2021	2022
Jan		15,303,062	14,691,424	30,454,310	15,247,572	14,454,167	13,423,613	13,423,613	13,423,613	13,423,613	13,423,613	13,423,613	13,423,613	13,423,613
Feb	16,172,410	14,537,544	14,338,725	14,472,086	14,174,199	14,454,167	13,423,613	13,423,613	13,423,613	13,423,613	13,423,613	13,423,613	13,423,613	13,423,613
Mar	16,454,520	15,005,790	14,405,513	14,647,879	13,640,601	14,454,167	13,423,613	13,423,613	13,423,613	13,423,613	13,423,613	13,423,613	13,423,613	13,423,613
Apr	16,003,880	15,648,321	14,929,079	14,831,285	14,107,949	14,454,167	13,423,613	13,423,613	13,423,613	13,423,613	13,423,613	13,423,613	13,423,613	13,423,613
May	16,258,700	15,035,565	14,906,548	14,805,365	15,000,580	14,454,167	13,423,613	13,423,613	13,423,613	13,423,613	13,423,613	13,423,613	13,423,613	13,423,613
June	15,733,985	16,183,788	14,776,855	14,745,590	14,441,451	14,454,167	13,423,613	13,423,613	13,423,613	13,423,613	13,423,613	13,423,613	13,423,613	13,423,613
July	16,311,159	15,137,189	14,879,926	15,089,174	14,342,149	14,454,167	13,423,613	13,423,613	13,423,613	13,423,613	13,423,613	13,423,613	13,423,613	13,423,613
Aug	18,204,110	15,467,100	15,154,957	15,301,749	14,236,044	14,454,167	13,423,613	13,423,613	13,423,613	13,423,613	13,423,613	13,423,613	13,423,613	13,423,613
Sept	16,152,480	14,939,393	15,220,810	14,677,159	15,169,399	14,454,167	13,423,613	13,423,613	13,423,613	13,423,613	13,423,613	13,423,613	13,423,613	13,423,613
Oct	14,907,361	15,102,655	15,220,810	14,479,160	14,732,013	14,454,167	13,423,613	13,423,613	13,423,613	13,423,613	13,423,613	13,423,613	13,423,613	13,423,613
Nov	14,035,514	14,874,816	15,220,810	14,382,903	14,438,570	14,454,167	13,423,613	13,423,613	13,423,613	13,423,613	13,423,613	13,423,613	13,423,613	13,423,613
Dec	15,382,658	15,261,202	15,220,810	14,382,903	14,004,149	14,454,167	13,423,613	13,423,613	13,423,613	13,423,613	13,423,613	13,423,613	13,423,613	13,423,613
Total	175,616,777	182,496,425	178,966,268	192,269,563	173,534,675	173,450,004	161,083,351	161,083,351	161,083,351	161,083,351	161,083,351	161,083,351	161,083,351	161,083,351
	48,630,810	60,494,717	58,364,741	74,405,560	57,170,320	57,816,668	53,694,450	53,694,450	53,694,450	53,694,450	53,694,450	53,694,450	53,694,450	53,694,450
	146,198,605	152,360,407	148,524,647	163,503,757	145,091,956	144,541,670	134,236,126	134,236,126	134,236,126	134,236,126	134,236,126	134,236,126	134,236,126	134,236,126

Multimedia 7m 17.09.2014

2015	2016	2017	2018	2019	2020	2021	2022	2023	2024	2025	2026	2027	2028	2029	2030
2,104,920	2,104,920	2,104,920	2,104,920	2,104,920	2,104,920	2,104,920	2,104,920	2,104,920	2,104,920	2,104,920	2,104,920	2,104,920	2,104,920	2,104,920	2,104,920
81.8%	81.8%	81.8%	81.8%	81.8%	81.8%	81.8%	81.8%	81.8%	81.8%	81.8%	81.8%	81.8%	81.8%	81.8%	81.8%
163	163	163	163	163	163	163	163	163	163	163	163	163	163	163	163
100%	100%	100%	100%	100%	100%	100%	100%	100%	100%	100%	100%	100%	100%	100%	100%
60	60	60	60	60	60	60	60	60	60	60	60	60	60	60	60
0	0	0	0	0	0	0	0	0	0	0	0	0	0	0	0
13,423,613	13,423,613	13,423,613	13,423,613	13,423,613	13,423,613	13,423,613	13,423,613	13,423,613	13,423,613	13,423,613	13,423,613	13,423,613	13,423,613	13,423,613	13,423,613

2023	2024	2025	2026	2027	2028	2029	2030
13,423,613	13,423,613	13,423,613	13,423,613	13,423,613	13,423,613	13,423,613	13,423,613
13,423,613	13,423,613	13,423,613	13,423,613	13,423,613	13,423,613	13,423,613	13,423,613
13,423,613	13,423,613	13,423,613	13,423,613	13,423,613	13,423,613	13,423,613	13,423,613
13,423,613	13,423,613	13,423,613	13,423,613	13,423,613	13,423,613	13,423,613	13,423,613
13,423,613	13,423,613	13,423,613	13,423,613	13,423,613	13,423,613	13,423,613	13,423,613
13,423,613	13,423,613	13,423,613	13,423,613	13,423,613	13,423,613	13,423,613	13,423,613
13,423,613	13,423,613	13,423,613	13,423,613	13,423,613	13,423,613	13,423,613	13,423,613
13,423,613	13,423,613	13,423,613	13,423,613	13,423,613	13,423,613	13,423,613	13,423,613
13,423,613	13,423,613	13,423,613	13,423,613	13,423,613	13,423,613	13,423,613	13,423,613
13,423,613	13,423,613	13,423,613	13,423,613	13,423,613	13,423,613	13,423,613	13,423,613
13,423,613	13,423,613	13,423,613	13,423,613	13,423,613	13,423,613	13,423,613	13,423,613
13,423,613	13,423,613	13,423,613	13,423,613	13,423,613	13,423,613	13,423,613	13,423,613
13,423,613	13,423,613	13,423,613	13,423,613	13,423,613	13,423,613	13,423,613	13,423,613
13,423,613	13,423,613	13,423,613	13,423,613	13,423,613	13,423,613	13,423,613	13,423,613
13,423,613	13,423,613	13,423,613	13,423,613	13,423,613	13,423,613	13,423,613	13,423,613

161,083,351	161,083,351	161,083,351	161,083,351	161,083,351	161,083,351	161,083,351	161,083,351
53,694,450	53,694,450	53,694,450	53,694,450	53,694,450	53,694,450	53,694,450	53,694,450
134,236,126	134,236,126	134,236,126	134,236,126	134,236,126	134,236,126	134,236,126	134,236,126

Handwritten signature and stamps. Includes a circular stamp with a building icon and the text 'COMUNA ROMANIA'. A rectangular stamp reads 'CONFORM CU ORIGINALUL'. Another circular stamp contains the text 'ROMANIA PRIMĂRIA MUNICIPIULUI BUCHUREȘTI' and 'DIRECȚIA GENERALĂ DE ÎNSTRUMENTARIȘI SI PLANIFICARE URBANĂ'. There are also handwritten initials 'AB' and 'J'.